



POWERTRAN M 8732 & M 8771 40W Switchmode Power Supply

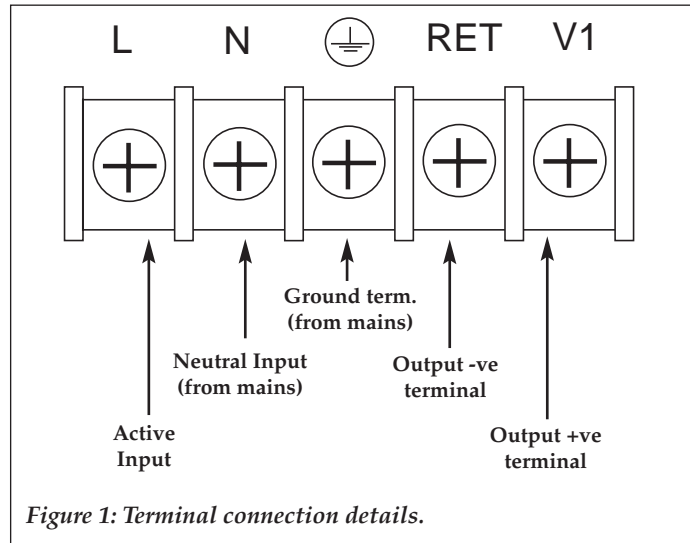


Figure 1: Terminal connection details.


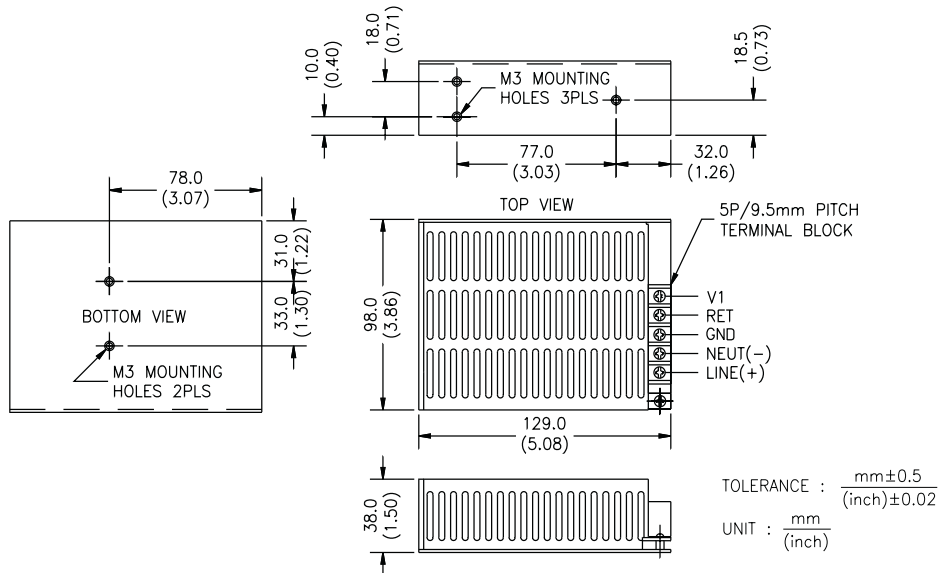


Figure 2: Dimension details.



OPERATING INSTRUCTIONS

Overview:

Switchmode power supplies as compared with traditional linear transformer power supplies are lightweight, smaller and more efficient.

This power supply is supplied in a vented steel cabinet with exposed 240V input terminals. It **MUST** be installed within a secondary earthed cabinet by a suitably qualified person.

Features:

- Screw terminals for inputs and outputs
- Excellent output regulation from no load to full load
- High efficiency
- Overload and short circuit protection
- Inbuilt EMI filter to reduce noise radiation
- EMC approved

Applications:

- Telecommunications
- Computer peripherals / LAN & hub
- Test & industrial equipment
- Medical instruments
- Business machines

Connection Details:

Power supply connection to terminals is as described in figure 1 (page 4).

M 8732

Output Voltage Adjustment:

This has been factory set to 12V. Note the output voltage regulation is designed to be adjusted from 11.64V to 12.36V. The adjustment trimpot (located next to the connection terminals) may allow for higher voltage (say to 13.8V) but the unit is **NOT** designed to be used at this voltage.

M 8771

Output Voltage Adjustment:

This has been factory set to 24V. Note the output voltage regulation is designed to be adjusted from 23.28V to 24.72V. The adjustment trimpot (located next to the connection terminals) may allow for higher voltage (say to 26.4V) but the unit is **NOT** designed to be used at this voltage.

SPECIFICATIONS

INPUT

Input range 90 ~ 264 VAC, universal
 Frequency47 ~ 63Hz
 Inrush current25A Typ. Cold start @ 25 C, 115VAC
 Efficiency65%~80% typical at full load
 EMI filterFCC Class B conducted, CISPR 22
 Class B conducted, EN55022 class B conducted

Line regulation+/- 0.5%

OUTPUT

Maximum power.....40W (convection)
 Maximum current:.....M 8732, 3.33A @ 12V
 M 8771, 1.665A @ 24V

Hold-up time10ms at full load and 115 VAC nominal line

Overload protectionShort circuit protection.

Ripple/Noise+/- 1% Max. @ full load (Optional +/- 0.5% per inquiry)

Overvoltage protectionMain output 20% to 40% above nominal output

SAFETY APPROVAL

UL 1950 / cUL

Optional CSA 22.2, LEVEL 3 (COMPLY WITH)

TUV EN60950

Optional UL 2601(EMI Class A) (COMPLY WITH)

EMI & EMC

FCC part 15, Class B

CISPR 22 / EN55022, Class B

VCCI, Class 2

CE, EN61000-3-2 (Class A) and-3;

EN61000-4-2, -3, -4, -5, -6 and -11



ENVIRONMENTAL

Operating temperature:0 to 50 C ambient; derate each output at 2.5%
 per degree from 50 C to 70 C

Electromagnetic susceptibility:Designed to meet IEC 801 -2, -3, -4, -5, Level 3

Humidity:Operating; non-condensing 5% to 95%

Vibration:10 ~ 55 Hz at 1G 3 minutes period, 30 minutes along X, Y and Z axis

Storage temperature:40 to 85 C

Temperature coefficient:.....+/- 0.05% per degree C

MTBF demonstrated:> 100,000 hours at full load and 25 C ambient conditions

Dimensions:.....129L x 98W x 38H