



Indoor Amplified Digital Television Antenna

PRODUCT OVERVIEW

This compact digital TV antenna provides 25dB (± 3 dB) gain for clear reliable digital TV reception, plus compatibility with DAB digital radio. Includes desktop stand for vertical or horizontal mounting. May be installed outdoors in a sheltered location (note: unit is not waterproof). Great for domestic or portable installations including caravans, boats etc. Includes 6V power supply & PAL to F lead.

OPERATION


1. Plug AC power adaptor into the wall and connect to the rear mounted DC socket on the antenna
2. Connect the aerial output of the antenna to your TV or set top box aerial input.
3. Turn on your TV or set top box and tune it to a known channel or frequency.
4. Adjust the location and direction of the antenna to achieve the best quality reception. For best reception, install the antenna close to a window and away from the interference of other electrical appliances.

Note: The aerial may be used without the included power supply in situations where a set top box is employed. Many set top boxes feature a 5V output setting which may be used to power the antenna via the F/PAL connection lead.

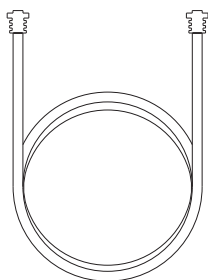
DESKTOP STAND

The antenna is supplied with a loop which fits into the 3 recessed holes in the rear of the antenna. This allows you to stand the antenna on a desk or entertainment unit in horizontal or vertical configuration.

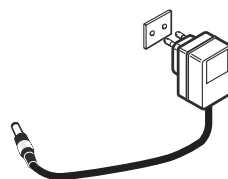
PARTS SUPPLIED



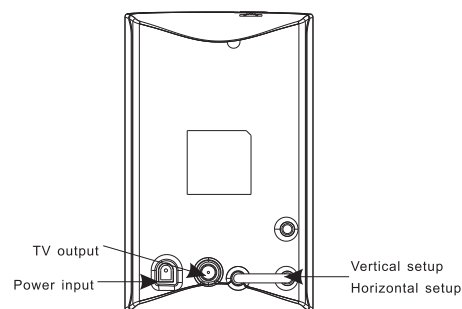
Aerial



PAL to F Type Lead



AC Power Adaptor



SPECIFICATIONS

VHF Frequency:	47-230MHz
UHF Frequency:	470-862MHz
Gain:	25dB ± 3 dB
Impedance:	75 Ohm
Power Input:	6V DC 100mA

CAUTIONS

- Do not expose aerial to direct moisture, chemicals or liquids. To clean, wipe with a damp cloth.
- Do not expose to naked flames.
- Do not expose aerial to prolonged direct sunlight.