

D 0986

Wireless Lapel Microphone To Suit USB-C Devices

Operating Instructions



Package Includes

1 x User Manual

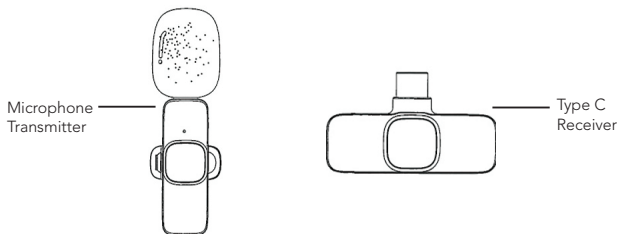
1 x Type C Receiver

1 x Wireless Lapel Microphone

1 x Type C Charging Cable

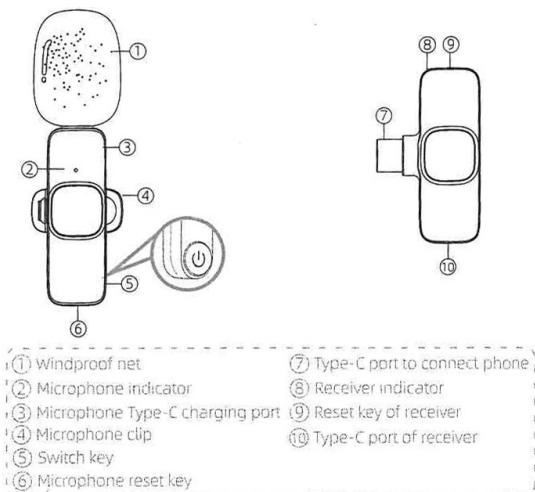
Overview

This product is a smart wireless lapel microphone that provides professional quality recordings. Plug and play compatibility means that no app is required. Great for a range of uses, including live online streaming broadcasts, vlogging, interviews, video teaching and much more! This product consists of two parts, the microphone transmitter and the Type C receiver.



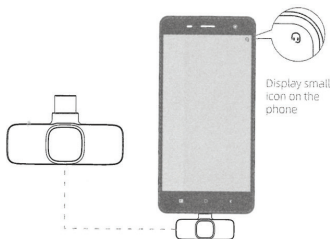
Please Note: Some phone models are not compatible with this product.

Function Diagram

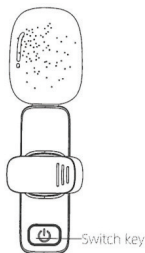


How To Use

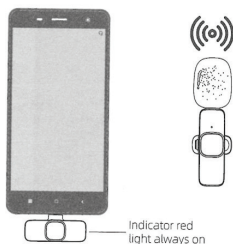
1. Connect the Type C receiver to the phone via the Type C port. The connection is successful if the phone displays a small icon.



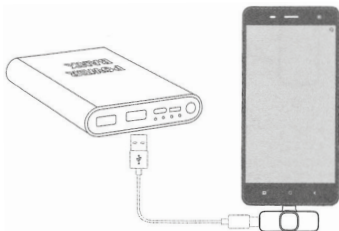
2. Press the switch key of the microphone until the indicator light turns green, indicating that the device is now ON.



3. The Type C receivers indicator light will turn red and stay on. You are now free to start recording.



Special Note: There is no battery in the Type C receiver. If phone power is low, charge directly with a Type C charging cable.



Specifications

Polar Pattern: Omnidirectional
 Frequency: 2.4GHz (bluetooth)
 Frequency Response: 20Hz-20KHz
 Port: USB Type C
 Battery Capacity: 70mAh
 Bluetooth Version: V5.0
 Working Time: Up to 10 hours
 Charging Time: 80 minutes
 S/N Ratio: >64dBm

User Interface

Microphone Transmitter		
Function	How to Use	Light
Power On	Press key switch once	Green light ON
Power Off	Press/hold key switch for 3 sec	Light OFF
Pairing		Alternate red/green flashing
Paired		Green light stays ON
Pause	Press key switch once	Green light flashes slowly during pause
Reset	Press/hold reset key for 3 sec	
Low Battery Alarm	Power ON	Red and green lights come on every 10 seconds
Charging	Charging with Type C cable	Red light goes out when fully charged

Type C Receiver		
Function	How to Use	Light
Power On	Plug in the device	Red light ON
Power Off	Unplug the device	Light OFF
Pairing		Red light flashes slowly
Paired		Red light ON

D 0986 Wireless Lapel Microphone To Suit USB-C Devices

Altronic Distributors warrants this product for one year from date of purchase from Altronics or its resellers to the consumer. If this item is part of an installation or another product, please contact the installer or supplier for your warranty.

During the warranty period, we undertake to repair or replace your product at no charge if found to be defective due to a manufacturing fault. The warranty excludes damage by misuse or incorrect installation (i.e. failure to install and operate device according to specifications in the supplied instruction manual), neglect, shipping accident, or no fault found, nor by use in a way or manner not intended by the supplier.

For repair or service please contact your **PLACE OF PURCHASE**.

If this item was purchased directly from Altronics please make a warranty claim by:

1. FOR MAIL ORDER CUSTOMERS (includes school and trade orders),

a) Calling your nearest store location and quoting your tax invoice number.

b) Upon contacting Altronics, we will issue an R.A. (Return Authorisation). As Altronics have a number of service agents throughout Australia, a copy of the R.A. will be emailed, faxed or mailed to you with full instructions of how and where to send the goods. The freight for shipping goods back to Altronics for all repairs is at the customers expense.

c) A copy of the R.A. form, (or at the very minimum, the R.A. number) must accompany the goods to effect the repair.

d) Altronics will pay the return freight to the customer where the warranty claim has been accepted.

e) Please quote the R.A. number in any correspondence to us.

2. FOR OVER THE COUNTER PURCHASES to make a warranty claim, please return the goods to us in any of our stores, with a copy of your proof of purchase (tax invoice).

a) Upon leaving the goods at one of our stores, an R.A. number will be issued to you.

b) Once repaired, you will be contacted, advising that the goods are ready to be collected from the store.

It is at Altronics discretion as to whether the goods will be repaired or replaced (whilst under warranty); and as to whether identical goods will be used to replace the item due to changes of models / products.

Note: Under no circumstances should you attempt to repair the device yourself or via a non-authorized Altronics service centre, as this will invalidate the warranty!

Our goods come with guarantees that cannot be excluded under the Australian Consumer Law. You are entitled to a replacement or refund for a major failure and for compensation for any other reasonably foreseeable loss or damage. You are also entitled to have the goods repaired or replaced if the goods fail to be of acceptable quality and the failure does not amount to a major failure.