

A 3106 8K HDMI 2 Way Splitter

Altronic Distributors warrants this product for one year from date of purchase from Altronics or its resellers to the consumer. If this item is part of an installation or another product, please contact the installer or supplier for your warranty.

During the warranty period, we undertake to repair or replace your product at no charge if found to be defective due to a manufacturing fault. The warranty excludes damage by misuse or incorrect installation (i.e. failure to install and operate device according to specifications in the supplied instruction manual), neglect, shipping accident, or no fault found, nor by use in a way or manner not intended by the supplier.

For repair or service please contact your **PLACE OF PURCHASE**.

If this item was purchased directly from Altronics please make a warranty claim by:

1. FOR MAIL ORDER CUSTOMERS (includes school and trade orders),

- a) Calling your nearest store location and quoting your tax invoice number.
- b) Upon contacting Altronics, we will issue an R.A. (Return Authorisation). As Altronics have a number of service agents throughout Australia, a copy of the R.A. will be emailed, faxed or mailed to you with full instructions of how and where to send the goods. The freight for shipping goods back to Altronics for all repairs is at the customers expense.
- c) A copy of the R.A. form, (or at the very minimum, the R.A. number) must accompany the goods to effect the repair.
- d) Altronics will pay the return freight to the customer where the warranty claim has been accepted.
- e) Please quote the R.A. number in any correspondence to us.

2. FOR OVER THE COUNTER PURCHASES to make a warranty claim, please return the goods to us in any of our stores, with a copy of your proof of purchase (tax invoice).

- a) Upon leaving the goods at one of our stores, an R.A. number will be issued to you.
- b) Once repaired, you will be contacted, advising that the goods are ready to be collected from the store.

It is at Altronics discretion as to whether the goods will be repaired or replaced (whilst under warranty); and as to whether identical goods will be used to replace the item due to changes of models / products.

Note: Under no circumstances should you attempt to repair the device yourself or via a non-authorised Altronics service centre, as this will invalidate the warranty!

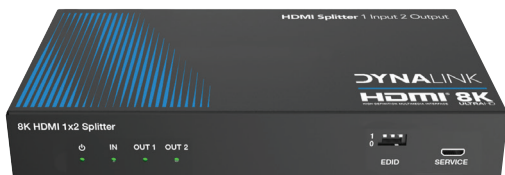
Our goods come with guarantees that cannot be excluded under the Australian Consumer Law. You are entitled to a replacement or refund for a major failure and for compensation for any other reasonably foreseeable loss or damage. You are also entitled to have the goods repaired or replaced if the goods fail to be of acceptable quality and the failure does not amount to a major failure.

Distributed by Altronic Distributors Pty. Ltd.
Phone: (08) 9428 2199
altronics.com.au

Revision 16/10/2020

8K HDMI 2 Way Splitter

Operating Instructions



Features

- HDMI 2.1 and HDCP 2.3 compliant
- 40Gbps video bandwidth
- Supports video resolution up to 8K@60Hz 4:2:0 10bit, 8K@30Hz 4:4:4 10bit, 4K@120Hz 4:4:4 10bit
- VRR, FVA, ALLM supported
- Supports HDR, HDR10, HDR10+, Dolby Vision, HLG pass through
- Supports HDMI audio formats: LPCM, Dolby Digital/Plus/EX, Dolby True HD, DTS, DTS-EX, DTS-96/24, DTS High Res, DTS-HD Master Audio, DSD
- Built-in Equalizer, Retiming and Driver
- Advanced EDID management
- Support audio de-embedding function (output through the optical and analog port)
- Compact design for easy and flexible installation for two HDMI outputs
- HDMI daisy chain several splitters - up to 4 levels.

Overview

This splitter can distribute one HDMI source signal to any two display devices. It supports video resolution up to 8K@60Hz 4:2:0. It supports advanced EDID management and audio de-embedding function (output through the optical and analog port). This multi-functional product can be widely applied in scenarios of demonstration, video conferencing, multi-media teaching and other occasions requiring for multi screen display.

Box Contents

1 × 8K HDMI 1x2 Splitter
1 × 5V/2A Multinational Power Supply
1 × User Manual

HDMI Cable Selection

Recommended HDMI Cable				
Video Resolution	8K	4K60	4K24	1080P
HDMI Cable Type	Ultra HDMI 2.1	HDMI 2.0	HDMI 1.4	HDMI 1.4
HDMI Cable Length (HDMI IN / OUT)	3m	8m	12m	15m
The use of "Premium High Speed HDMI" cable is highly recommended.				

Notes:

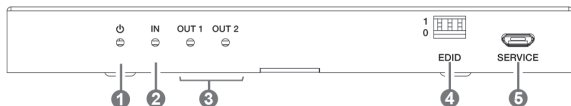
- To output 8K, Ultra HDMI 2.1 cables must be used.
- If HDMI 2.1 cable is used, then a video resolution of 1080p can be carried up to 20m without flicker
- If the HDMI splitter is used to output signals of 4K @ 120Hz or 8K, please ensure that the HDMI cable, HDMI signal source and HDMI display all support this video resolution. See EDID DIP switch settings for more information.
- If the HDMI cables connected to either end of the switcher are too long then the output video may flicker or drop out.

Specifications

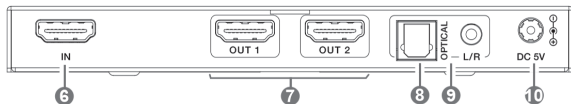
Technical	
HDMI Compliance	HDMI 2.1
HDCP Compliance	HDCP 2.3
Video Bandwidth	40Gbps
Video Resolution	Up to 8K@60Hz 4:2:0 10bit, 8K@30Hz 4:4:4 10bit, 4K@120Hz 4:4:4 10bit
Audio Formats	HDMI input/output: LPCM, Dolby Digital/Plus/EX, Dolby True HD, DTS, DTS-EX, DTS-96/24, DTS High Res, DTS-HD Master Audio, DSD Audio de-embedding output: Optical: LPCM 2/5.1 CH, Dolby Digital 2/5.1 CH, DTS 2/5.1 CH, Analog: PCM 2.0
Colour Depth	8-bit, 10-bit, 12-bit
Colour Space	RGB, YCbCr 4:4:4 / 4:2:2 YUV 4:2:0
ESD Protection	Human body model — $\pm 8\text{kV}$ (Air-gap discharge) & $\pm 4\text{kV}$ (Contact discharge)
Connection	
Input Ports	1×HDMI IN Type A (19-pin female)
Output Ports	2×HDMI OUT (Type A, 19-pin female) 1×OPTICAL (S/PDIF) 1×L/R (3.5mm Stereo Mini-jack)
Control	1×SERVICE (Micro USB, Update port)
Mechanical	
Housing	Metal Enclosure
Silkscreen Colour	Black
Dimensions (mm)	145W × 68D × 17H
Weight	258g
Power Supply	5V 2A DC
Power Consumption	4.15W (Max)
Operation Temperature	-0°C to 40°C
Storage Temperature	-20°C to 60°C
Relative Humidity	20~90% RH (non-condensing)

Operation Controls and Functions

Front Panel



Rear Panel



No.	Name	Function Description
1	POWER LED	The power LED lights in green when the device is working
2	IN LED	When the HDMI IN port connects an active source device, the green LED will be on.
3	OUT LED (1~2)	When the HDMI OUT 1/2 port connects a display device and outputs signal, the corresponding green LED will be on.
4	EDID DIP switch	<p>Use the DIP switch to set EDID.</p> <p>111 Copy OUT1 port sink EDID (as factory default)</p> <p>110 HDMI 1080p@60Hz, Audio 2ch PCM</p> <p>101 HDMI 4K@60Hz 4:4:4, Audio 2ch PCM, HDR</p> <p>100 HDMI 4K@60Hz 4:4:4, Audio 5.1ch PCM/DTS/DOLBY, HDR</p> <p>011 HDMI 4K@60Hz 4:4:4, Audio 7.1ch PCM/DTS/DOLBY/HD, HDR</p> <p>010 HDMI 8K@60Hz 4:2:0+8K@30Hz 4:4:4, 4K@120Hz 4:4:4, Audio 2ch PCM, HDR</p> <p>001 HDMI 8K@60Hz 4:2:0+8K@30Hz 4:4:4, 4K@120Hz 4:4:4, Audio 5.1ch PCM/DTS/DOLBY, HDR</p> <p>000 HDMI 8K@60Hz 4:2:0+8K@30Hz 4:4:4, 4K@120Hz 4:4:4, Audio 7.1ch PCM/DTS/DOLBY/HD, HDR</p> <p>Note: If EDID is set for 8K TVs and one of the connected TVs is only 4K/1080p resolution, there will be no signal on the lower resolution screens.</p>

No.	Name	Function Description
5	SERVICE	Firmware update and debug port.
6	IN PORT	HDMI signal input port, connecting to HDMI source device such as DVD or PS5 with an HDMI cable.
7	OUT PORT (1~2)	HDMI signal output port, connecting to HDMI display devices such as LED TV or monitors
8	OPTICAL	Optical fiber audio output port. S/PDIF
9	L/R	Analog audio output port. Stereo 3.5mm Jack
10	5V DC	5V2A Power input port.

Application Diagram

