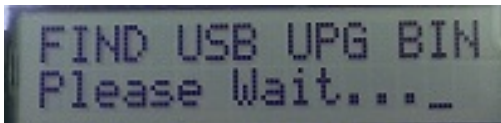


USB update step :


- 1) Copy 1ChDvbtC.bin to the root directory of the USB flash drive (Note: USB flash drives only support FAT format).
- 2) Unplug power, and plug USB flash drive into the modulator




- 3). Connect the power, LCD will display "FIND USB UPG BIN".



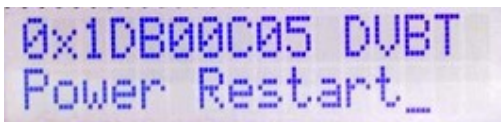
LCD display: Erase



LCD display: updated process



LCD display: Power Restart. then, unplug power. App update is complete



Note: Please execute Load Default after software upgrade.