

# apt-X Bluetooth V4.0 Receiver with USB Charging X 1

## Quick Installation Guide

Model No.: A 1109A



## **CAUTION!:**

**PLEASE READ THIS INSTRUCTION MANUAL COMPLETELY BEFORE OPERATING THIS UNIT AND RETAIN THIS BOOKLET FOR FUTURE REFERENCE**

**Notice:** Please **DO NOT** try to charge devices rated at over **5V/1A**. Typically that means this device can charge mobile cell smartphones, but perhaps not larger tablets.

### **IMPORTANT SAFETY INSTRUCTIONS:**

Do not use this apparatus near water (for example, a bath tub, wash bowl, kitchen sink, laundry tub, wet basement, swimming pool, or other areas located near water). Clean only with a dry cloth. Unplug this product from the wall outlet before cleaning. Do not install near any heat sources such as stoves or other apparatus (including amplifiers) that produce heat.

Protect the power cord from being walked on or pinched, particularly at the plugs, convenience receptacles, and the point where they exit the apparatus. Only use attachments/accessories specified by the manufacturer. Unplug this apparatus when unused for long periods of time

We do not assume any responsibility for personal injury or property damage incurred due to interaction with the Bluetooth Music Receiver, iPhone, or iPod.

### **INTRODUCTION:**

The Bluetooth Receiver is a home audio must-have that easily links music libraries or services from any Bluetooth-ready smart-phone, tablet or digital music player to your home stereo audio system.

Wirelessly control the CD quality sound streaming directly from your smart device from anywhere around your home, deck or pool. Having company over? Let your friends wirelessly share what they are listening to as well and make it a party!

### **INSTALLATION:**

**Important Notice:** Please do not charge devices whose current draw is over **1A**.

Please read these instructions completely for the device before you begin. The device has two ports (see photo):

- (1) 3.5 mm Audio Jack LINE OUT
- (2) USB Charging Port DC 5V/1A

### **FEATURES:**

- CD- quality Bluetooth 4.0 receiver with aptX.
- Supports the latest apt-X Audio Codec (AAC-LC, Mp3, SBC decoder also supported).
- Convenient USB charging port to charge mobile devices (up to 1 Amp – check specs!)
- No batteries required - plugs directly into AC outlet
- Audio connection cables included
- Bluetooth connection has a 10m range for wireless listening in your home
- Wide device compatibility - Authentic CSR chipset enable the device's compatibility.

### **PACKAGE CONTENTS**

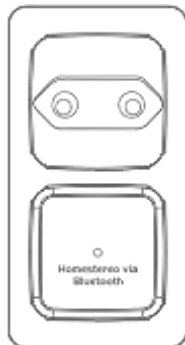
This package should contain:

- 1\*Bluetooth Wireless Music Receiver
- 1\*3.5 mm Audio Cable
- 1\*Quick Installation Guide

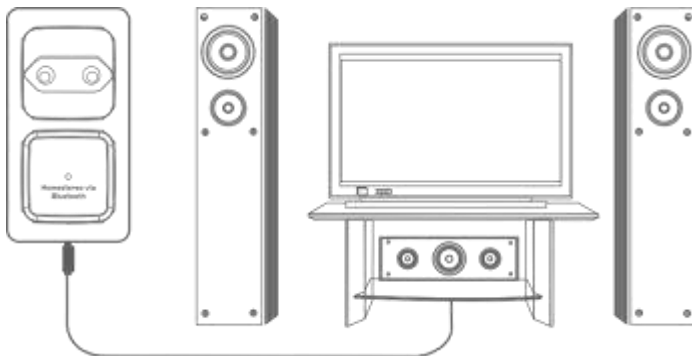
### CONNECT:

1. Plug the device into AC outlet. The blue/red LED will flash on.

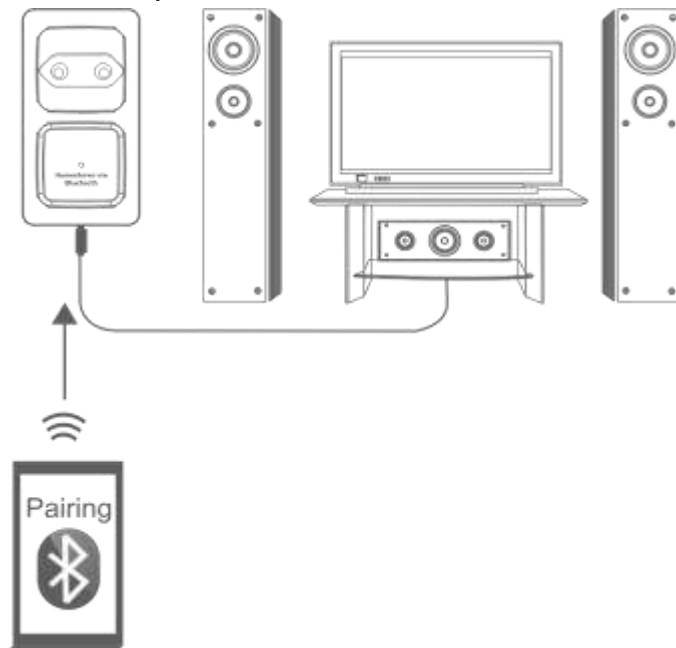
**Note: The Bluetooth function will ONLY work when the audio cable is connected with the device. Otherwise, the device only works as a USB charger.**



2. Connect audio cable from device to input on audio equipment – Blue/Red will flash on.



3. On smart-phones, turn Bluetooth function ON and connect to device –Red LED blinks



4. Now you can listen to all music Audio on your Apple Ipad, Iphone, Samsung Galaxy, HTC or Android phone the way they meant to be heard, in rich dynamic sound through your home speakers!

## **TROUBLE SHOOTING**

You can quickly solve most problems with your Bluetooth Music Receiver by following the advice in this section.

**1. The LED and the Bluetooth don't work after the device is powered on.**

**Solution:** Please check if the audio cable is properly connected.

**2. My music is not coming out of the stereo speakers.**

**Solutions:**

- Make sure the Bluetooth Music Receiver is powered.
- Make sure an audio cable is correctly and firmly connected to the Bluetooth Music Receiver.
- Make sure an audio cable is connected between the Receiver and a stereo amplifier.
- Make sure the Receiver is powered.
- Make sure the stereo volume is set to a comfortable listening level.
- Make sure you are within the range of the Receiver, and that your iPhone or iPod touch or Samsung Galaxy or HTC phone etc is connected via Bluetooth with the Receiver.

**3. Seems that my mobile has connected with the Bluetooth, but there is no Music.**

**Solution:** Please check if the previous linked mobile has disconnected completely. Erase the linked records if there are any, and please reconnect the Bluetooth from the very beginning.

**4. There are interrupted signals.**

**Solutions:** Please make sure that when streaming music or radio from a mobile app that the Internet connection status is stable and fast enough to handle the audio data streaming.

## **NOT FIELD SERVICEABLE.**

**Distributed by: Altronic Distributors Pty. Ltd. Perth.**

**Western Australia.**

**Phone: 1300 780 999 Fax: 1300 790 999**

**Internet: [www.altronic.com.au](http://www.altronic.com.au)**