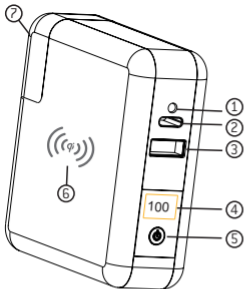


**Global Travel USB Smart Charger
and Wireless Power Bank**

User Manual





Function Description

1. Qi Charging Indicator:
2. 1xType C Input: PD18W, Output PD18W
3. 1xUSB Output: QC3.0 18W
4. Digital Battery Indicator Display
 - Short Press to turn on power
 - Long Press to turn off power
 - It does automatically switch off after 33 seconds under no-load status
6. Qi 15W Wireless Charging Transmitter
7. AC Input: Changeable travel adapter plug

Specifications

Model: A 0319

Input: 100-240V a.c 50/60Hz 0.5A

AC Charger: 5V DC 3A [15W]

Type-C Output: 5V DC 3A, 9V DC 2A, 12V DC 1.5A

PD 18W Input: 5V DC 3A, 9V DC 2A

Output: 1 USB QC3.0 18W [Orange]

Capacity: 6700mAh

Qi Wireless Output: 15W

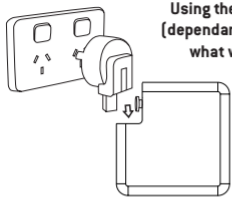
Dimensions: 80x80x29mm

Weight: 240g

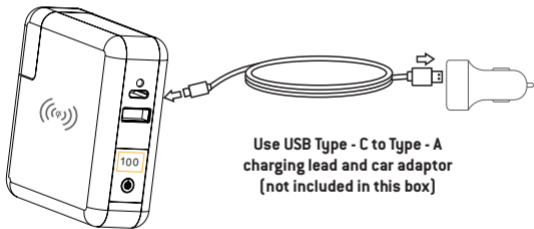


This illustration demonstrates how you use the wireless power bank function.

How to Charge Power Bank



Using the included wall plugs
(dependant on where you are to
what wall plug you use)



Use USB Type - C to Type - A
charging lead and car adaptor
(not included in this box)

CAUTION

- Be careful not to bump or drop the charger or included travel adapters
- Do not expose the charger or adapters to fire, water and extremley hot environments
- Please use the correct travel adapter for the country you are in
- If charger or adapters have any corrosions or deformities please don't use
- Inproper use may result in product damage or harm to user. Please keep the charger and adapters away from children.

Operation

1. Turning on and off

Press it once to turn on USB output and wireless charging output It automatically turns off in 33 seconds under no-load status

2. Charging

When you are charging the smart charger in a wall socket, the LCD will flicker whilst charging and then once its fully charged it reads 100 on the battery indicator.

3. Wireless Charging

Firstly make sure your smartphone supports wireless charging as some earlier models of phones do not. Turn on the power switch and place your phone in the centre of charger. When you are done using the wireless charge function press the power switch for 3 seconds to turn off power.

PLEASE NOTE:

DisCharging:

- Qi wireless charging is 7.5W/15W fast charge while using Qi only, it becomes 5W when more USB output in use simultaneously
- Power Delivery (PD) is 18W max while using Type-C output only, it becomes common 5V 3A max when either Qi wireless charging or USB-A output in use simultaneously. Three outputs intelligently distribute the current

Charging:

- It's 5V 3A when use AC plug charging mode, charging time is about 3 hours
- * Support pass-through charging, Type-C & USB-A output is 5V and intelligent current.