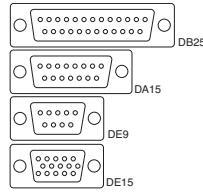




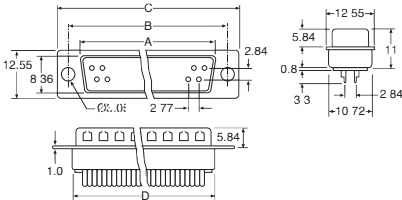
OUPIIN D CONNECTOR SPECIFICATIONS P 3000 - P 4150

Contact resistance: 30mΩ max @ 100mA DC
 Insulator resistance: 1000MΩ @ 500V DC
 Current rating: 1A
 Contact material: Gold plated brass
 (Female IDC connectors gold plated phosphor bronze)
 Housing: PBT & 30% glass fibre
 Oupiin series numbers shown in red.



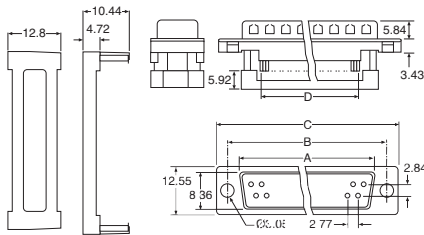
▼ D-Sub Connectors

Standard Solder Pins



Price Each		A	B	C	D	RRP	10+	50+
Series: 7907								
P 3000	DE9 male	17	25	31	19	1.20	1.00	0.95
P 3010	DE9 female	16	25	31	19	1.20	1.00	0.95
P 3100	DA15 male	26	33	39	27	1.50	1.30	1.25
P 3110	DA15 female	25	33	39	27	1.50	1.30	1.25
P 3200	DB25 male	39	47	53	41	1.60	1.40	1.35
P 3210	DB25 female	38	47	53	41	1.60	1.40	1.35
P 3070	DE15 male (7917)	17	25	31	19	2.95	2.50	2.35
P 3080	DE15 female (7917)	16	25	31	19	2.95	2.50	2.35


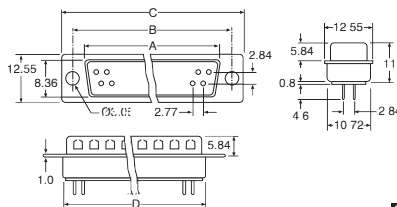
IDC Termination



All models feature strain relief cable clamp system.

Price Each		A	B	C	D	RRP	10+	50+
Plastic Series 7901								
P 4120	DE9 male	17	25	31	10	3.35	3.00	2.70
P 4131	DA15 female	24	33	39	18	3.60	3.20	2.85
Metal Series 7901								
P 4122	DE9 male	17	25	31	10	3.35	3.00	2.70
P 4123A	DE9 female	16	25	31	10	3.35	3.30	2.70
P 4132	DA15 male	25	33	39	18	3.60	3.20	2.85
P 4133	DA15 female	24	33	39	18	3.60	3.20	2.85
P 4152A	DB25 male	38	47	53	30.5	3.80	3.40	3.00
P 4153A	DB25 female	38	47	53	30.5	3.80	3.40	3.00

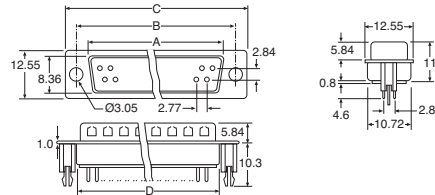
Straight Pins PCB Mount



*P 3085 is not Oupiin brand. Fixed hex nuts attached.

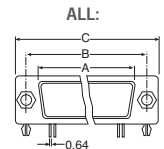
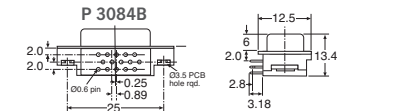
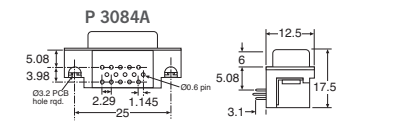
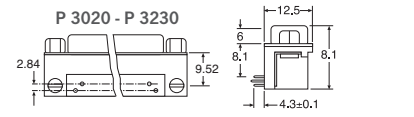
Price Each		A	B	C	D	RRP	10+	50+
Series: 7905								
P 3040	DE9 male	17	25	31	19	2.05	1.85	1.65
P 3050	DE9 female	16	25	31	19	2.05	1.85	1.65
P 3140	DA15 male	25	33	39	27	2.20	2.00	1.75
P 3150	DA15 female	24	33	39	27	2.20	2.00	1.75
P 3240	DB25 male	39	47	53	41	2.65	2.35	2.10
P 3250	DB25 female	38	47	53	41	2.65	2.35	2.10
P 3085*	DE15 female	17	25	31	19	3.40	3.10	2.90

Straight Pins PCB Mount With Board Locks



Price Each		A	B	C	D	RRP	10+	50+
Series: 7905								
P 3043	DE9 male	17	25	31	19	3.10	2.80	2.50
P 3053	DE9 female	16	25	31	19	3.10	2.80	2.50
P 3143	DA15 male	25	33	39	27	3.50	3.10	2.75
P 3153	DA15 female	24	33	39	27	3.50	3.10	2.75

Right Angle PCB Mount



Price Each		A	B	C		RRP	10+	50+
Series: 7906								
P 3020	DE9 male	17	25	31		2.35	2.15	1.90
P 3030	DE9 female	16	25	31		2.35	2.15	1.90
P 3120	DA15 male	25	33	39		2.65	2.35	2.10
P 3130	DA15 female	24	33	39		2.65	2.35	2.10
P 3220	DB25 male	39	47	53		3.10	2.80	2.50
P 3230	DB25 female	38	47	53		3.10	2.80	2.50
P 3084A	DE15 female*	16	25	31	*Not Oupiin	2.95	2.70	2.50
P 3084B	DE15 female (7912)	16	25	31		2.95	2.70	2.50

▼ D-Sub Backshells

Metallised RF Shielded Backshells

For use in applications where protection from RF interference is required. Easy snap together construction. (P 3093 Screw together)



Price Each		RRP	10+	50+
P 3093	9 Pin	3.50	3.15	2.75
P 3192	15 Pin	4.40	3.75	3.40
P 3292	25 Pin	5.00	4.50	3.95

Plastic Backshells



Available in snap together or screw together design. Spacers & hex extension nuts suit all backshell models. P 3310-12: UNC 400 thread.

Price Each		RRP	10+	50+
P 3091	9 Pin snap together	1.80	1.60	1.40
P 3191	15 Pin snap together	1.80	1.60	1.40
P 3291	25 Pin snap together	1.80	1.60	1.40
P 3090	9 Pin screw together	1.70	1.50	1.30
P 3190	15 Pin screw together	1.70	1.50	1.30
P 3290	25 Pin screw together	2.00	1.75	1.50
P 3307	Pk200 5mm spacers	39.95	36.95	
P 3310	Pk20 8mm spacers	6.50	5.95	
P 3312	Pk200 8mm spacers	44.95	40.75	
P 3315	Pk20 hex extension nuts	4.95	4.50	
P 3316	Pk200 hex extension nuts	27.95	24.75	