

Amphenol LTW® Waterproof Connectors

Quality Amphenol LTW connectors for harsh environments. Perfect for agricultural, marine, mining or industrial applications. Models outside the range here are available in OEM quantities.

See amphenolltw.com

Waterproof Circular

IP67 Rated Miniature 2-5A Lock Type



2 pin rated at 5A. 4 and 6 pin rated at 2A. *P 9369 sealing cap suits 4 and 6 pin male chassis connectors only. Line connector cable entry 4.5 - 6.5mm.

LTW "A" series.

Price Each	Model	RRP	4+	10+	
Chassis					
	2 pin male	P 9362	10.50	9.75	9.15
	4 pin male	P 9364	12.75	12.25	11.50
	6 pin male	P 9366	14.95	13.75	13.25
	Sealing cap*	P 9369	7.50	7.10	6.50

Price Each	Model	Entry	RRP	4+	10+	
Line						
	2 pin male	P 9342	4.5-6.5	13.95	13.50	13.00
	2 pin female	P 9352	4.5-6.5	18.95	17.25	15.25
	4 pin male	P 9344	4.5-6.5	17.25	16.25	15.25
	4 pin female	P 9354	4.5-6.5	24.95	22.50	19.95
	6 pin male	P 9346	4.5-6.5	17.75	16.25	15.50
	6 pin female	P 9356	4.5-6.5	27.75	26.25	24.75

IP68 Rated 4A 4 & 5 Pin Screw Type



Male and female line connectors include metal screw on collars, with heavy duty plastic cable entries. Chassis connectors feature metal outer construction with plastic insert. 4A rated. **LTW M12 series.**

Price Each	Model	RRP	4+	10+	
Chassis					
	4 pin male	P 9849	14.75	13.25	11.95
	4 pin female	P 9864A	17.75	15.95	14.25
	5 pin male	P 9850	18.50	16.65	14.80
	5 pin female	P 9865A	17.25	15.75	13.95
	8 pin male	P 9853	17.50	16.95	15.50
	8 pin female	P 9868A	25.95	23.35	20.75
	Cap for male	P 9872	4.30	3.90	3.45
	Cap for fem.	P 9873A	3.60	3.30	2.95

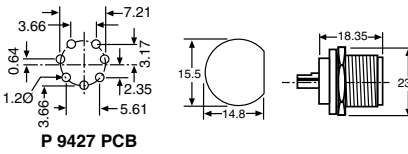
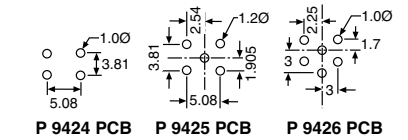
Price Each	Model	Entry	RRP	4+	10+	
Line						
	4 pin male	P 9869A	3-6.5	18.95	17.00	15.15
	4 pin female	P 9844	3-6.5	19.95	17.95	15.95
	5 pin male	P 9870A	3-6.5	21.95	19.75	17.55
	5 pin female	P 9845	3-6.5	22.50	20.25	18.00
	8 pin male	P 9875A	3-6.5	22.95	20.75	18.50
	8 pin female	P 9848A	3-6.5	29.95	26.95	23.95
	Cap for male	P 9872		4.30	3.90	3.45
	Cap for fem.	P 9873A		3.60	3.30	2.95

IP66/67 Rated 5A Screw Type



For outdoor installations or in areas prone to moisture. 5A rated. Note: PCB/chassis mount connectors are rated to IP67. Line connectors are rated to IP66 and only mate with chassis or PCB mount connectors ie: male and female line connectors do not mate.

LTW screw type series "B".



Price Each	Model	RRP	4+	10+	
Chassis					
	4 pin female	P 9444	12.75	12.25	11.50
	4 pin male	P 9414	14.95	14.50	13.75
	5 pin male	P 9415	16.25	15.75	14.95
	6 pin female	P 9446A	13.75	12.50	11.50
	6 pin male	P 9416	17.25	16.75	16.25
	7 pin male	P 9417	18.50	17.95	17.25
	Cap for male	P 9420	7.50	6.85	6.10

Price Each	Model	RRP	4+	10+	
PCB Mount					
	4 pin male	P 9424	14.95	14.50	13.75
	5 pin male	P 9425	16.25	15.75	14.95
	6 pin male	P 9426	17.25	16.75	16.25
	7 pin male	P 9427	18.50	17.95	17.25
	Cap for male	P 9420	7.50	6.85	6.10

Price Each	Model	Entry	RRP	4+	10+	
Line						
	4 pin female	P 9404A	3.5-5.3	22.95	20.75	18.50
	4 pin male	P 9454	3.5-5.3	26.00	23.00	20.00
	5 pin female	P 9405A	4.5-6.5	26.50	21.95	19.50
	6 pin female	P 9406	3.5-5.3	28.95	26.00	23.25
	6 pin male	P 9456	3.5-5.3	29.00	26.00	23.00
	7 pin female	P 9407	4.5-6.5	30.50	27.50	24.50

IP67 Rated 5A 18 Pin Lock Type

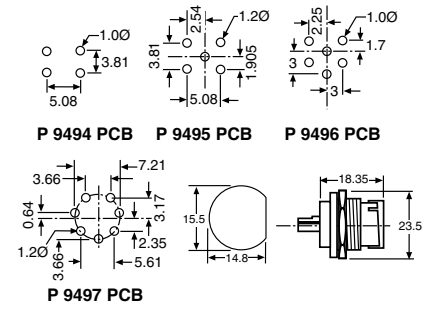


IP67 rated waterproof 18 connectors for installations outdoors or in areas prone to moisture. *Sealing caps suit chassis female & line male. 5A rated. **LTW 'D' series.**

Price Each	Model	RRP	4+	10+	
Chassis					
	18 pin male	P 9546	26.50	23.95	21.25
	18 pin female	P 9526	30.95	28.75	26.50

Price Each	Model	Entry	RRP	4+	10+	
Line						
	18 pin male	P 9506	5.5-10.8	40.25	37.95	35.75
	18 pin female	P 9507	5.5-10.8	54.75	49.25	43.75
	Sealing cap*	P 9519		4.95	4.45	4.00

IP67 Rated 5A Lock Type



For outdoor installations or in areas prone to moisture. 5A rated. **LTW lock type series "B".**

Price Each	Model	RRP	4+	10+	
Chassis					
	2 pin male	P 9462A	12.75	12.25	11.50
	3 pin male	P 9463A	13.75	13.25	12.75
	4 pin male	P 9464A	14.95	14.50	13.75
	5 pin male	P 9465A	16.25	15.75	14.95
	6 pin male	P 9466A	17.25	16.75	16.25
	7 pin male	P 9467A	18.50	17.95	17.25
	8 pin male	P 9468A	19.50	18.95	17.25
	Cap for male	P 9499	7.10	6.40	5.70

Price Each	Model	RRP	4+	10+	
PCB Mount					
	2 pin male	P 9492	12.75	12.25	11.50
	3 pin male	P 9493	13.75	13.25	12.75
	4 pin male	P 9494	14.95	14.50	13.75
	5 pin male	P 9495	16.25	15.75	14.95
	6 pin male	P 9496	17.25	16.75	16.25
	7 pin male	P 9497	18.50	17.95	17.25
	8 pin male	P 9500	19.50	18.95	18.50
	Cap for male	P 9499	7.10	6.40	5.70

Price Each	Model	Entry	RRP	4+	10+	
Line						
	2 pin male	P 9472	4.5-6.5	19.95	17.95	15.95
	2 pin female	P 9482	4.5-6.5	21.00	18.00	16.00
	3 pin male	P 9473	4.5-6.5	21.00	18.00	16.00
	3 pin female	P 9483	4.5-6.5	22.00	20.00	17.00
	4 pin male	P 9474	4.5-6.5	20.50	18.50	16.50
	4 pin female	P 9484	4.5-6.5	23.95	21.75	19.25
	5 pin male	P 9475	4.5-6.5	23.95	21.55	19.15
	5 pin female	P 9485	4.5-6.5	27.25	24.50	22.75
	6 pin male	P 9476	4.5-6.5	25.00	22.00	20.00
	6 pin female	P 9486	4.5-6.5	25.85	23.85	20.50
	7 pin male	P 9477	4.5-6.5	21.50	20.25	18.75
	7 pin female	P 9487	4.5-6.5	26.50	23.95	21.50
	8 pin male	P 9478	4.5-6.5	28.50	25.65	22.80
	8 pin female	P 9488	4.5-6.5	33.00	29.00	26.00
	Cap for male	P 9499		7.10	6.40	5.70
	Cap for fem.	P 9498		5.70	5.15	4.60

IP65 Rated Cable Joiner



Ideal for joining electrical cables in the field. Protected from dust and moisture ingress. Rated to 250V, 16A. Suitable for round cable sizes 6-10mm OD. Note: Not LTW brand.

Price Each	RRP	4+	10+
P 9300B	14.95	13.25	12.25