


## Main Feature



1. Slim type with 16A rated load.
2. 8 mm insulation distance.
3. Dielectric Strength 5,000V and Surge Strength up to 10,000V.
4. UL Class F insulation available.
5. High Sensitivity DC Coil Type of low power consumption available.
6. Halogen Free series available.
7. Comply with RoHS and REACH regulations



## Contact Rating

Load Type	MI (DM/LM)	MI (D/L)	MIH (DM/LM)	MIH (D/L)
Rated Load (Resistive)	10A 250VAC	10A 250 VAC	16A 240VAC	16A 240VAC
	10A 30VDC	10A 30VDC	16A 24VDC	16A 24VDC
	1/3 HP 250VAC	1/3 HP 125VAC	1/3 HP 250VAC	1/3 HP 125VAC
	-	1/2 HP 250VAC	-	1/2 HP 250VAC
Rated Carrying Current	10A	10A	16A	16A
Max. Allowable Voltage	AC: 250V	AC: 250V	AC: 250V	AC: 250V
	DC: 110V	DC: 110V	DC: 110V	DC: 110V
Max. Allowable Current	10A	10A	16A	16A
Max. Allowable Power Force	2500VA	2500VA	3840VA	3840VA
	300W	300W	384W	384W
Contact Material	Ag Alloy	Ag Alloy	Ag Alloy	Ag Alloy
Contact Form	SPST	SPDT	SPST	SPDT

## Application

Cooking Appliances, Air Conditioner, Audio Equipment, Domestic Appliances, Controlling Equivalent, etc.

## Performance (at Initial Value)

- Contact Resistance ..... 100mΩMax. @1A,6VDC
- Operate Time..... 15mSec. Max. (D Type)  
20mSec. Max. (L Type)
- Release Time ..... 8 mSec. Max.
- Dielectric Strength:  
Between Coil & Contact..... 5,000VAC at 50/60 Hz  
for one minute  
Between Contacts ..... 1,000VAC at 50/60 Hz  
for one minute
- Surge Strength..... 10,000V (between Coil  
& Contact 1.2x50μSec.)
- Insulation Resistance ..... 100 MegaΩ Min. at  
500VDC
- Max. On/Off Switching:  
Electrical ..... 6 Cycles per Minute  
Mechanical ..... 300 Cycles per Minute
- Temperature Range..... -30~+70°C
- Humidity Range ..... 45~85% RH.

- Coil Temperature Rise .....45°C Max. (D Type)  
35°C Max. (L Type)
- Vibration:  
Endurance.....10 to 55 Hz dual  
amplitude width 1.5mm  
Error Operation ..... 10 to 55 Hz dual  
amplitude width 1.5mm
- Shock:  
Endurance .....1,000 m/S<sup>2</sup>  
Error Operation .....100 m/S<sup>2</sup>
- Life Expectancy:  
Mechanical .....10<sup>7</sup> Operations at No  
Load condition  
Electrical.....10<sup>5</sup> Operations at Rated  
Resistive Load  
Weight.....About 12.2 g

## Safety Standard & File Number

- UL & CUL .....E141060
- TÜV (MI).....R09552084
- TÜV (MIH).....R09854160
- VDE (MI-L/LM/D/DM Type) ..40013086

## Coil Specification (at 20°C)

Coil Sensitivity	Nominal Voltage (VDC)	Nominal Current (mA)	Coil Resistance ( $\Omega \pm 10\%$ )	Power Consumption (W)	Pull-In Voltage (VDC)	Drop-Out Voltage (VDC)	Maximum Allowable Voltage (VDC)
MI/MIH D/DM	3	240	12.5	Abt. 0.72	80% Maximum	5% Minimum	130%
	5	138.9	36				
	6	120	50				
	9	78.3	115				
	12	60	200				
	24	29.3	820				
MI/MIH L/LM	3	176.5	17	Abt. 0.54	80% Maximum	5% Minimum	130%
	5	106.4	47				
	6	88	68				
	9	58	155				
	12	44.4	270				
	24	21.8	1,100				
	48	10.9	4,400				

## Ordering Information

MI - SS - 1 12 D M F

Insulation System:

Nil: Standard Class

F: Class F

Contact Form:

Nil: One Form C

M: One Form A

B: One Form B

Coil Type:

D: Standard DC

L: High DC

Coil Voltage: 03: 3V, 05: 5V, 06: 6V, 09: 9V, 12: 12V, 24: 24V, 48: 48V

Number of Pole: 1: One Pole

Type of Sealing: SS: RT II Flux Proofed

SH: RT III Wash Tight

Type:

MI

MIH

## Classification

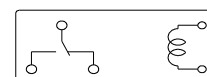
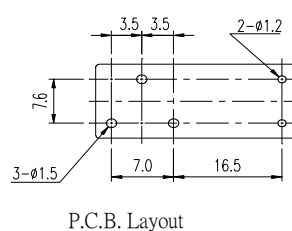
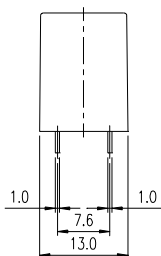
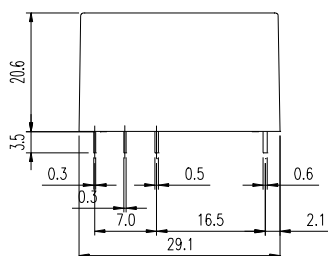
Model	MI / MIH					
	Standard DC			High DC		
Contact Form	1C	1A	1B	1C	1A	1B
Flux Proofed	MI(H)-SS-1□□D	MI(H)-SS-1□□DM	MI(H)-SS-1□□DB	MI(H)-SS-1□□L	MI(H)-SS-1□□LM	MI(H)-SS-1□□LB
Wash Tight	MI(H)-SH-1□□D	MI(H)-SH-1□□DM	MI(H)-SH-1□□DB	MI(H)-SH-1□□L	MI(H)-SH-1□□LM	MI(H)-SH-1□□LB

## Accessories & Sockets

### MI-1P

- PI-35BE ..... See Page 179
- PI-35BE/3 ..... See Page 179
- PI-35-0 ..... See Page 181

Dimension ( $\leq 5\text{mm} \pm 0.2\text{mm}$ ,  $> 5\text{mm} \pm 0.3\text{mm}$ , the tolerance of PCB thru hole:  $+0.1\text{mm}$ )



BOTTOM VIEW

V.01DS