

Product Guide

C 2101C 100mm (4") 100V 5W Twin Cone Driver



C 2101C Twin Cone Public Address EWIS Driver

- ✓ Excellent speech intelligibility.
- ✓ Engineered to meet Australian Standard AS1670.4.
- ✓ High quality speaker driver developed for BGM, paging and emergency warning applications.
- ✓ Fitted with 4 way wire protect terminal block for loop in, loop out wiring as required by Australian Standards.
- ✓ Fitted with cable restraint plate and transformer safety cover as required by Australian Standards.
- ✓ Fitted with supervisory capacitor for line monitoring.
- ✓ 5 year warranty.



Application

The C 2101C is designed for general paging & EWIS (fire & evacuation) installations.

Emergency Warning & Intercommunications Systems (EWIS)

This speaker and transformer combination is designed for both paging announcements and emergency tones in EWIS systems.

Speakers employed in an EWIS installation must comply to AS1670.4. This dictates that the speakers must be fitted with transformer safety cover, line monitoring capacitor and 4 way wire protect terminal connection.

The Redback C 2101C EWIS speaker complies to this standard.

Manufacturing & Performance

Redback® drivers are engineered and manufactured to stringent specifications ensuring maximum reliability under all operating conditions. Each driver has a power rating well above the max tapping of the transformer, ensuring reliable operation and excellent longevity. A strict quality control procedure is employed during every step of the manufacturing process. Finally, every finished speaker is 100% QC checked prior to shipping.

About Redback® Speaker Drivers

Each custom designed speaker and transformer combination has been specifically engineered to ensure a wide frequency range and dispersion angle, plus a high sound pressure level (SPL) ensuring excellent music and speech intelligibility; which is critical for emergency paging applications.

Each transformer is fitted with multiple power settings which are user selectable via taps on the transformer. For reference, the transformer safety cover is imprinted with power selection information.

Installation Guidelines

The C 2101C is fitted with a 4 way wire protect screw terminal block. This is suitable for loop in, loop out cabling. The cable can be secured to the in-built restraint plate with 100mm cable ties.

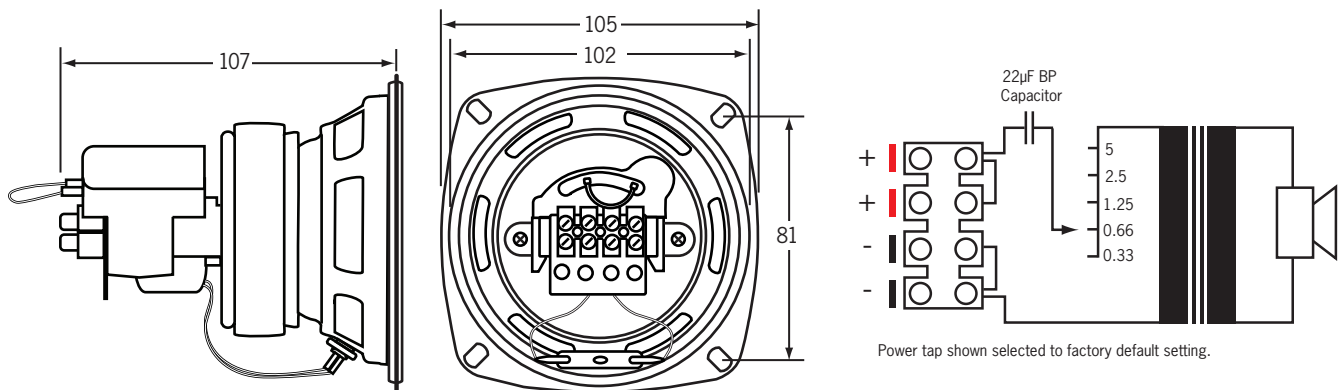
To attach the driver to a speaker grille use C 0835 grille fixing clips. For installation in gypsum or plasterboard ceilings use C 0825 Gypsee® screws. See "additional installation accessories" over the page.

Product Guide

C 2101C 100mm (4") 100V 5W Twin Cone Driver



Dimensions & Transformer Detail



Specifications

Electrical

Power taps:	0.33, 0.66, 1.25, 2.5, 5W
SPL 1W @ 1m:	92.6dB @ 1kHz (+/- 2dB)
Frequency response:	100Hz-15kHz
Connection:	4 way terminal block + 22µF bipolar capacitor

Mechanical

Driver construction:	Paper twin cone
Mounting depth:	107mm
Overall weight:	650g

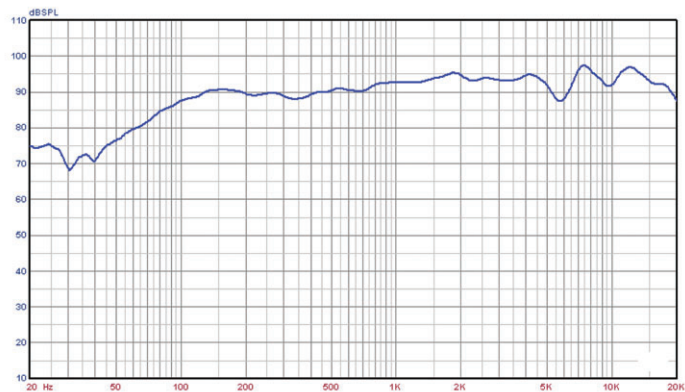
Environmental

Operating temperature:	-25°C to +55°C
Relative humidity:	< 95%

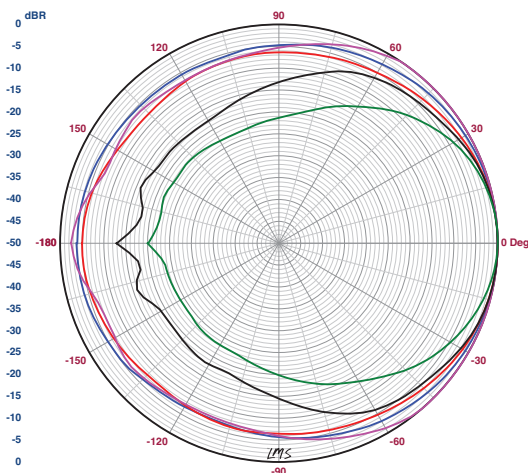
Additional Installation Accessories

- C 0810** 100mm (4") white ceiling grille
- C 0815** 100mm (4") white slimline ceiling grille
- C 0816** 100mm (4") black slimline ceiling grille
- C 0835** Pk100 speaker grille fixing clips
- C 0825** Pk100 Gypsee® gypsum/plasterboard screws

Frequency Response (SPL 1W @ 1m)



Polar Plot (Ratio vs Angle)



Architectural Specifications

The speaker shall be of 100mm diameter and be low profile fitted with a 100V transformer with power taps of 5W, 2.5W, 1.25W, 0.66W and 0.33W. It shall have a SPL of 92.6dB (1W@1m). The transformer shall have a safety cover and cable restraint mechanism (conforming to the relevant Australian standard). It shall be fitted with a 4 way wire protect terminal block for connection and 22µF bipolar capacitor for line monitoring. The speaker shall be a Redback model C 2101C.

	500Hz	1kHz	2kHz	4kHz	6kHz
SPL 1W @ 1m (dB)	90.4	92.6	94.6	94.6	95.7
Beam Width (BW)	273	153	185	116	69
Q-Factor	1.3	2.4	1.9	3.1	5.2
Directivity Index (DI)	1.2	3.7	2.9	4.9	7.2